



CARGO CRIME ACCELERATION

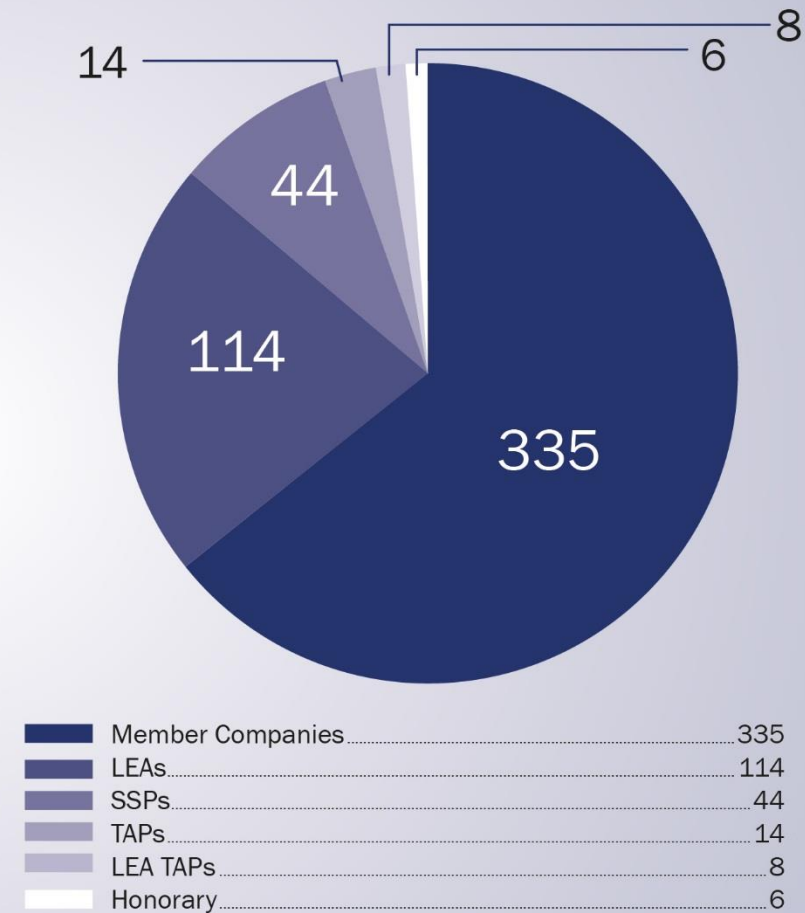
MINIMISING RISK IN GLOBAL SUPPLY CHAINS

ABOUT TAPA EMEA

TAPA's mission is to minimise losses from the supply chain

TAPA members benefit from:- Cargo crime incident alerts & intelligence- Monthly, quarterly & annual freight loss reports - Industry-leading Security Standards for facilities, trucking and secure parking - Training to support TAPA Security Standards certification- Access to regulatory bodies and law enforcement agencies - Global conferences & networking events.

- A forum on loss prevention
- Certified Industry Security Standards
- Incident intelligence
- Training
- Networking & sharing of best practice
- Collaboration with regulatory bodies & law enforcement agencies



THREATS TO TODAY'S SUPPLY CHAINS

- Terrorism
- Cyberattacks
- Organised crime gangs
- Opportunists
- Fraudulent pick-ups
- Manipulation of online freight exchanges



- Bogus 'police' stops
- Truck hijackings
- 'Curtain-cutting' of parked trailers
- Thefts from moving vehicles
- Internal thefts
- Clandestine intrusions

Many attacks now involve violence or the threat of violence, more and more criminals use weapons, and innocent lives have been lost

THE IMPACT OF CARGO CRIME

THREATS TO BUSINESS

- Risks to employee & public safety
- Financial cost of recovery
- Inability to fulfill customer orders
- Damaged reputation & brand
- Disrupted production schedules
- Lost productivity
- Increased insurance premiums

ECONOMIC THREATS

- Major companies want to avoid crime 'hotspots'
- Potential impact on employment & national/regional investment
- Additional pressure on police resources

The true cost of loss can be 5-7 x the value of the stolen goods. In Europe alone, one EU study* estimated the cost of cargo crime to be some €8.2 billion annually.

* SOURCE: European Parliament study: Organised theft of commercial vehicles & their loads in the European Union

2017
RECORDED
CARGO CRIMES
IN EMEA

139

Number of major losses
with a value over €100,000

2,880

Number of cargo crimes
reported to TAPA's IIS in
EMEA – up 10.3% over the
2,611 theft incidents in 2016

41

Number of countries
in the EMEA region
reporting cargo theft
incidents in 2017
vs. 34 in 2016

1,493

The United Kingdom recorded
the highest number of cargo
crimes – 51.8% of the annual
total and a 25.6% increase YoY
in supply chain thefts



9.8%

Food & Drink was the IIS product
category with most thefts, 282 in total or
9.8% of all crimes

€62,178

Average loss for cargo thefts with a value

€105,081,153

Total loss for all
crimes reporting
a value in 2017

€8,108,416 €

An Internal theft of Cash-in-Transit from an armoured truck
near Heathrow Airport's Terminal 4 in the UK on 14 March 2017



19 Number of TAPA IIS
product categories
recording losses

4.5% year-on-year increase in crimes with losses over €100K

58.6% of crimes provided a loss value

€54,986,504

Total value of recorded crimes with
a loss of more than €100,000

89.9%

Annual increase in recorded cargo crimes in
Unsecured Parking locations compared to 2016

386

The number of incidents
with a loss value between
€50,000 and €100,000

73.5%

Of reported incidents involved Theft from
Vehicle, 2,114 crimes in total

€395,586

Average loss for the
139 major cargo crimes
in EMEA

€25.3m

Total value of
losses between
€50,000-
€100,000

2,019

Of the freight theft incidents in
EMEA took place in Unsecured
Parking locations in 2017

96.4%

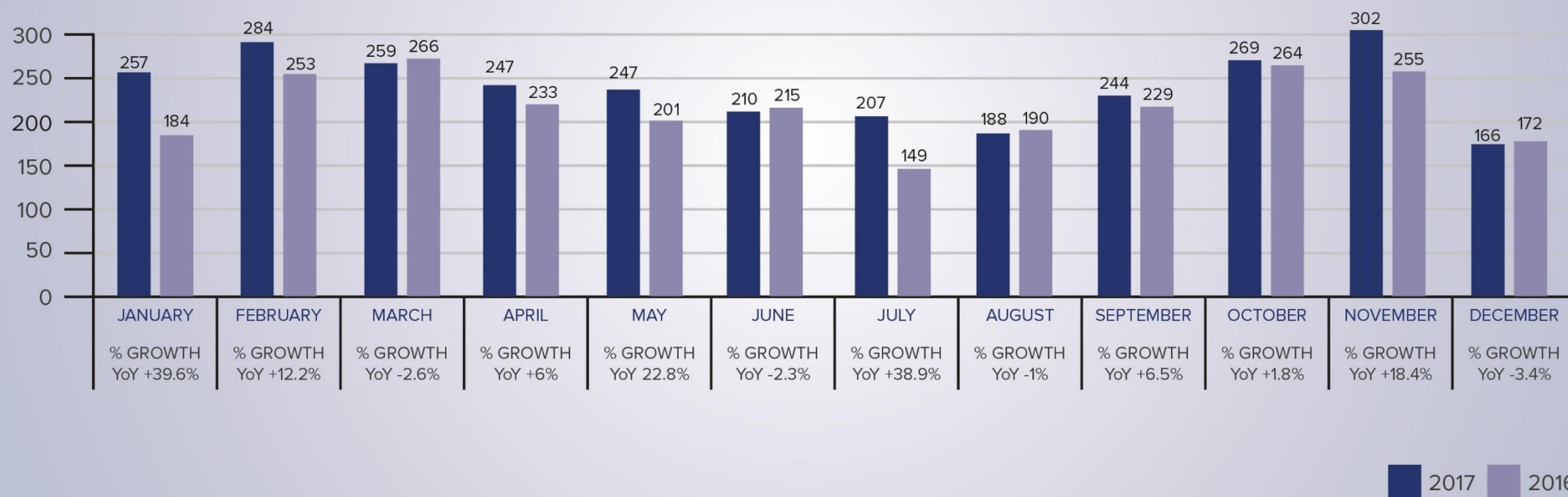
Or 2,779 of crimes
recorded in 2017 took place
in 10 countries in EMEA

TAPA
Transported Asset Protection Association



2017 - A YEAR OF RISING CARGO CRIME

Based on loss data reported to TAPA's Incident Information Service (IIS) in the EMEA region for the 12 months of 2017 vs. 2016



EMEA CARGO CRIME BY COUNTRY IN 2017

COUNTRY	2017	VS. 2016	% CHANGE YoY
AUSTRIA	3	13	-76.90%
BELGIUM	39	19	105.20%
BOSNIA & HERZEGOVINA	2	0	n/a
BOTSWANA	1	0	n/a
CYPRUS	1	0	n/a
CZECH REPUBLIC	15	8	87.50%
DENMARK	12	5	140%
EGYPT	1	0	n/a
FRANCE	65	47	38.20%
GEORGIA	1	0	n/a
GERMANY	262	304	-13.80%
GREECE	4	0	n/a
HUNGARY	1	1	no change
IRELAND	2	2	no change
ITALY	48	60	-20%
KAZAKHSTAN	1	0	n/a
KENYA	3	2	50%
LATVIA	1	0	n/a
LUXEMBOURG	1	13	-92.30%
MACEDONIA	3	0	n/a
MONGOLIA	1	0	n/a

COUNTRY	2017	VS. 2016	% CHANGE YoY
MOZAMBIQUE	1	1	no change
NAMIBIA	1	0	n/a
NETHERLANDS	579	572	1.20%
NIGERIA	1	4	-75%
NORWAY	13	2	550%
POLAND	13	11	18.10%
ROMANIA	1	2	-50%
RUSSIA	44	62	-29%
SERBIA	1	0	n/a
SLOVAKIA	5	0	n/a
SLOVENIA	5	0	n/a
SOUTH AFRICA	53	48	10.40%
SPAIN	39	29	34.40%
SWAZILAND	1	0	n/a
SWEDEN	157	196	-19.80%
TUNISIA	1	0	n/a
UGANDA	1	1	no change
UKRAINE	2	2	no change
UNITED ARAB EMIRATES	2	2	no change
UNITED KINGDOM	1,493	1,188	25.60%

*Note: Switzerland (9), Algeria (1), Andorra (1), Bulgaria (1), Côte D'Ivoire (1), Finland (1), Liechtenstein (1), Portugal (1) and Turkey (1) all recorded crimes in the TAPA EMEA IIS database in 2016, but none in 2017. The overall total number for 2016 was 2,611.

TOTAL

2017:
2,880

2016:
2,594*

% CHANGE YoY
11%

COUNTRIES RECORDING MAJOR CARGO LOSSES IN EMEA IN 2017 - BY PRODUCT

COUNTRY	2017	2016	% CHANGE YoY	COMBINED VALUE OF MAJOR LOSSES IN 2017	AVERAGE MAJOR LOSS VALUE IN 2017
AUSTRIA	1	1	No change	€ 135,000	€ 135,000
BELGIUM	2	0	n/a	€ 722,824	€ 361,412
CZECH REPUBLIC	1	0	n/a	€ 450,000	€ 450,000
DENMARK	1	1	No change	€ 266,666	€ 266,666
FRANCE	1	4	-75%	€ 1,700,000	€ 1,700,000
GERMANY	16	22	-27.20%	€ 3,218,631	€ 201,164
GREECE	1	0	n/a	€ 326,378	€ 326,378
ITALY	3	10	-70%	€ 809,770	€ 269,923
KAZAKHSTAN	1	0	n/a	€ 149,000	€ 149,000
KENYA	1	0	n/a	€ 184,801	€ 184,801
NETHERLANDS	6	3	100%	€ 1,593,777	€ 265,629
NORWAY	2	0	n/a	€ 229,072	€ 114,537
POLAND	2	1	100%	€ 1,636,000	€ 818,000
RUSSIA	1	4	-75%	€ 112,000	€ 112,000
SLOVAKIA	1	0	n/a	€ 180,000	€ 180,000
SOUTH AFRICA	8	7	14.20%	€ 6,854,175	€ 856,771
SPAIN	6	5	20%	€ 1,968,514	€ 328,085
SWEDEN	6	9	-33.30%	€ 1,247,683	€ 207,947
UNITED ARAB EMIRATES	1	0	n/a	€ 1,014,040	€ 1,014,040
UNITED KINGDOM	78	64	21.80%	€ 32,188,173	€ 412,668

* Note: The total number of major cargo crimes in EMEA in 2016 was 133 and also included single incidents in Bulgaria and Ukraine. These two countries did not record any major incidents in 2017.

TOTAL

2017:
139

2016:
131*

€54,986,504

€398,452

TOP 10 CARGO CRIMES IN 2017



€8,108,416

The theft of cash-in-transit from an armoured vehicle near Heathrow Airport's Terminal 4 on 14 March



€5,864,594

Thieves used their own tractor unit to steal two trailers loaded with car engines in the UK West Midlands on 31 January



€3,466,907

A truck hijacking in Johannesburg, South Africa, on 24 June and the thefts of electronics goods



€2,347,879

The theft of 15th & 16th century antique books from a warehouse near Heathrow Airport, UK, on 12 February



€1,743,861

Thieves dressed as police officers intercepted a cargo on cash at Johannesburg's O.R. Tambo International Airport on 7 March



€1,526,113

A violent truck hijacking by four offenders and the loss of 2,000 laptops in Accrington, UK, on 5 January



€1,500,000

The Deceptive Pick-up of a shipment of televisions from an Authorised 3rd Party Facility in Poland on 9 October



€1,137,865

A Deceptive Pick-up of 20 tonnes of metal from an Origin Facility in Leicestershire, UK, on 25 September



€1,135,601

Thieves arrived at a secured yard in a tractor unit and stole a trailer loaded with whiskey on 3 December in Banbury, UK



€1,014,040

An employee at an Origin Facility in Sharjah, UAE, stole pharmaceuticals to sell on to other companies on 24 January


MAJOR CARGO THEFTS OVER €100,000 IN EMEA IN 2017

PRODUCT	NUMBER OF INCIDENTS	TOTAL VALUE OF INCIDENTS
FOOD & DRINK	20	€ 3,941,450
CLOTHING & FOOTWEAR	19	€ 3,767,374
COMPUTERS/LAPTOPS	18	€ 5,425,166
FURNITURE/HOUSEHOLD APPLIANCES	18	€ 3,820,406
MISCELLANEOUS	11	€ 7,150,014
CAR PARTS	9	€ 7,479,200
PHONES	8	€ 4,075,248
METAL	6	€ 1,732,393
TOBACCO	6	€ 1,233,666
NO LOAD	5	€ 1,547,486
PHARMACEUTICALS	4	€ 2,011,862
COSMETICS & HYGIENE	3	€ 478,006
TOOLS/BUILDING MATERIALS	3	€ 474,279
TYRES	3	€ 530,337
CASH	2	€ 9,852,277
UNSPECIFIED	2	€ 547,759
SPORTS EQUIPMENT	1	€ 812,420
TOYS/GAMES	1	€ 107,161
TOTAL 2017	139	€ 54,986,504
VS. TOTAL 2016	133	€ 46,689,214
% CHANGE YEAR-ON-YEAR	4.50%	17.70%

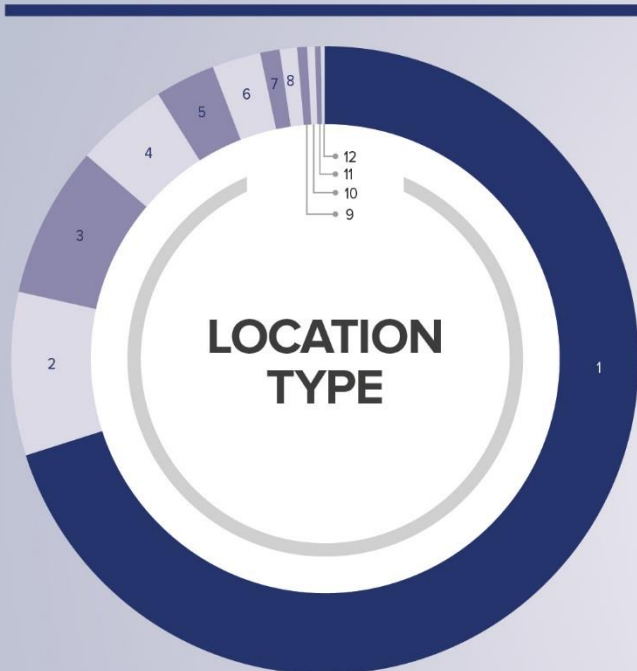


THEFT BY PRODUCT IN ALL RECORDED CRIMES IN 2017

	*Number of incidents	% of total
Unspecified	999	34.77%
Miscellaneous	292	10.1%
Food & Drink	282	9.8%
Furniture/Household Appliances	208	7.2%
Clothing & Footwear	197	6.8%
No Load (Theft of truck and/or trailer)	178	6.2%
Tobacco	129	4.5%
Computers/Laptops	125	4.3%
Cosmetics & Hygiene	110	3.8%
Car Parts	71	2.5%
Tools/Building Materials	66	2.3%
Tyres	51	1.8%
Metal	44	1.5%
Pharmaceuticals	34	1.2%
Toys/Games	32	1.1%
Phones	25	0.9%
Cash	13	0.5%
Bicycles	10	0.3%
Sports Equipment	10	0.3%
Agricultural Materials	3	0.1%
Jewellery/Precious Metals	1	0.03%



TYPES OF CARGO CRIME IN 2017



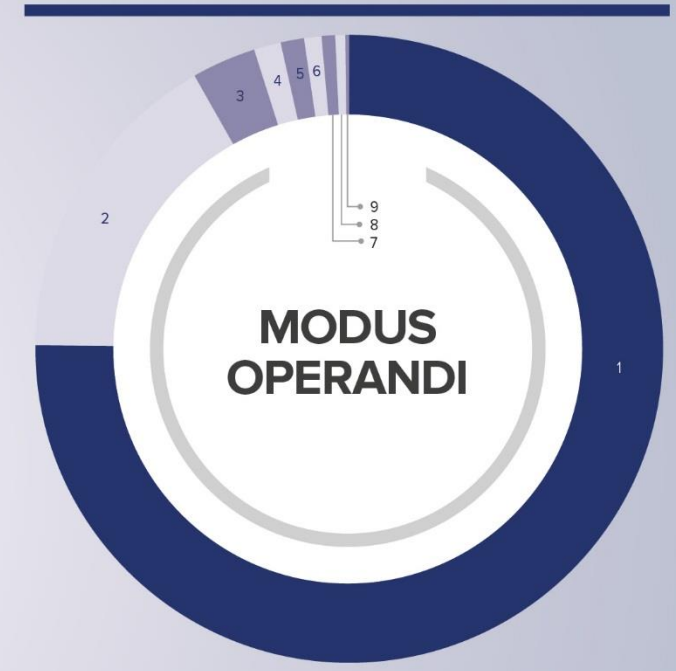
% of all 2017 incidents

1	Unsecured Parking	2019	70.1%	7	Railway Operation Facility	28	1%
2	Secured Parking	241	8.4%	8	Destination Facility	27	0.9%
3	Unknown	224	7.8%	9	Authorised 3rd Party Facility	14	0.5%
4	En Route	137	4.8%	10	Maritime Transportation Facility	12	0.4%
5	Origin Facility	89	3.1%	11	Aviation Transportation Facility	11	0.3%
6	Services 3rd Party Facility	72	2.5%	12	Road Transportation Facility	6	0.2%



% of all 2017 incidents

1	Theft from Vehicle	2114	73.5%	9	Theft from Facility	41	1.4%
2	Theft from Trailer	152	5.3%	10	Fraud	37	1.3%
3	Theft of Trailer	108	3.7%	11	Theft from Container	35	1.2%
4	Theft of Vehicle	99	3.5%	12	Clandestine	20	0.7%
5	Robbery	69	2.4%	13	Theft from Train	9	0.3%
6	Hijacking	63	2.2%	14	Theft of Container	7	0.2%
7	Truck Theft	62	2.1%	15	Unknown	3	0.1%
8	Theft	61	2.1%				



% of all 2017 incidents

1	Intrusion	2165	75.2%	6	Theft from Moving Vehicle	25	0.9%
2	Unknown	479	16.6%	7	Forced Stop	21	0.7%
3	Violent & Threat with Violence	95	3.3%	8	Deceptive Pick Up	16	0.5%
4	Deception Other	40	1.4%	9	Deceptive Stop	7	0.2%
5	Internal	32	1.2%				

YEAR-ON-YEAR ANALYSIS

Based on all cargo crimes reported to TAPA's Incident Information Service (IIS) in 2017 vs. 2016 in the EMEA region

INCIDENT DATA COMPARISON	2017	2016	CHANGE YoY
Total number of reported cargo crimes	2,880	2,611	+10.3%
% of freight thefts stating a value	58.6%	43.50%	+15.1%
Total loss for all incidents recording a value	€105,081,153	€77,655,411	+€27,425,742
Average loss for the year based on incidents reporting a value	€62,178	€68,359	-€6,181
Number of major crimes with a loss value of more than €100,000	139 with average loss of €395,586	133 with an average loss of €351,031	+6
% of crimes classified as major losses	4.7%	5%	-0.3%
Country with the highest number of recorded freight thefts	United Kingdom - 1,493 incidents	United Kingdom - 1,188 incidents	+25.6%
Most recorded type of incident	Theft from Vehicle - 2,114 or 73.5%	Theft from Vehicle - 1,584 = 60.7%	Incidents +33.4%
Most recorded type of location	Unsecured Parking - 2,019 or 70.1%	Unsecured Parking - 1,063 incidents = 40.7%	Incidents +89.9%
Most recorded modus operandi used by thieves	Intrusion - 2,165 or 75.2%	Intrusion - 1,732 incidents = 66.3%	Incidents +25%
Total number of countries recording cargo losses in EMEA	41	34	+7
Biggest single loss	€8,108,416 - Internal theft of cash-in-transit near Heathrow Terminal 4 in the United Kingdom on 14 March 2017	€4 million of Jewellery/Precious Metals stolen while En Route in Arezzo, Italy	+€4,108,416

**HOW IS TAPA HELPING ITS
MEMBERS TO PROTECT
THEIR SUPPLY CHAINS?**

CRIME INTELLIGENCE

TAPA's Incident Information Service collates loss data and crime intelligence

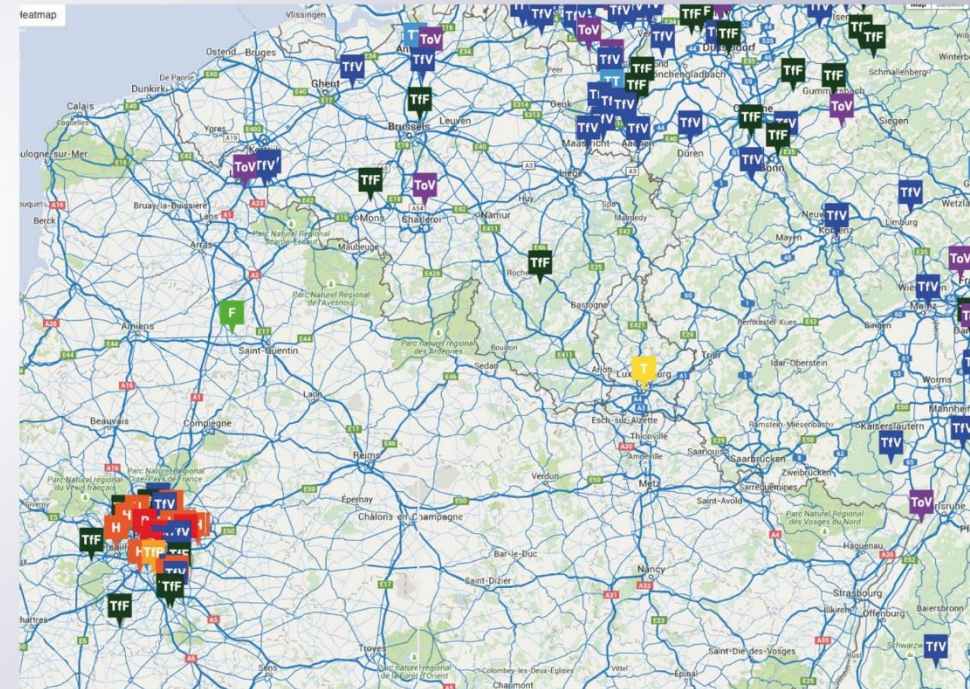
- The database helps TAPA members plan their supply chains based on a clearer understanding of crime 'hotspots' and the modus operandi of criminals
- Cargo crime intelligence is reported to TAPA's IIS by members, insurers and law enforcement agencies, and gathered from media sources
- IIS issues latest incident crime alerts to members
- Insurers use IIS to assess risk
- IIS produces quarterly and annual cargo crime reports to provide additional insight for its members



WATCH TAPA'S IIS 'EXPLAINER' VIDEO



Case No.	Date	Location	Incident Type	Severity	Status
1000000001	2023-01-15	London, UK	Theft	High	Resolved
1000000002	2023-01-18	Paris, France	Damage	Medium	Open
1000000003	2023-01-20	Amsterdam, Netherlands	Theft	Low	Resolved
1000000004	2023-01-22	Brussels, Belgium	Damage	High	Open
1000000005	2023-01-25	Frankfurt, Germany	Theft	Medium	Resolved



Facility Security Requirements (FSR)

TAPA's Facility Security Requirements (FSR) represent minimum standards specifically for secure warehousing, or in-transit storage, within a supply chain.

- The first TAPA FSR was conducted in 2001
- FSR certifications are site/facility
- TAPA's FSR is reviewed/updated every 3 years based on current risks
- Three levels of certification:
 - FSR Level A - Highest security protection
 - FSR Level B – Mid-level security protection
 - FSR Level C – Lowest Security protection
- Levels A, B & C are audited by TAPA-approved Independent Audit Bodies
- Level C can also be achieved by self-certification by an in-house TAPA-trained auditor
- By end Q4/17 = 645 TAPA FSR certifications in EMEA



Trucking Security Requirements (TSR)

TAPA's Trucking Security Requirements (TSR) focus exclusively on transport by truck and represents minimum Standards specifically for transporting products via road within a supply chain.

- TSR was launched in 2005
- TAPA's TSR is reviewed/updated every 3 years based on current risks
- Three levels of certification:
 - TSR Level 1 – Highest security protection
 - TSR Level 2 – Mid-level security protection
 - TSR Level 3 – Lowest level security protection
- Levels 1,2 & 3 are audited by TAPA-approved Independent Audit Bodies (IAB)
- Level 3 can also be achieved by self-certification by an in-house TAPA-trained auditor
- By end Q4/17 = 126 TAPA TSR certifications in EMEA




CERTIFIED INDUSTRY STANDARDS

Parking Security Requirements (PSR)

TAPA EMEA aims to ensure a wide choice of credible secure parking place options are available to its members and associates.

- Launched in 2018, TAPA's PSR offers a number of options and security levels to Parking Place Operators (PPO)
- PSR is available to independent PPO's and those PPO's included in other secure parking schemes
- Five levels of classification:
 - PSR Level 1 – Highest security protection with a formal certification
 - PSR Level 2 – Mid-level security protection with a formal certification
 - PSR Level 3 – Lowest security protection with a formal certification
 - PSR Partnership Declaration – Minimum entry level not requiring a formal certification
 - PSR Mutual Recognition Agreement – Formal recognition of Secure Parking Schemes designed and operated by other TAPA-approved organisations



TAPA's PSR is supported by the Association's Secure Parking Online Tool, which enables members to map cargo crime incidents on specific routings and identify TAPA PSR secure parking locations to protect high value, theft targeted loads.

COLLABORATING WITH PARTNERS



WORKING WITH LIKE-MINDED PARTNERS

TAPA works closely alongside law enforcement agencies, regulatory bodies and other stakeholders that share a joint commitment to promoting supply chain security and reducing the threat of cargo crime.

Collaboration and shared intelligence remains the best way to fight crime.

TAPA is always looking for new partners.



EUROPEAN COMMISSION



WORLD CUSTOMS ORGANIZATION
ORGANISATION MONDIALE DES DOUANES



INTERPOL



IUMI
International
Union of
Marine Insurance



NETWORKING & COMMUNICATIONS

MAIN CONFERENCES

TAPA EMEA hosts 2 x 2-day conferences a year in a major city in EMEA with 350+ security professionals per event



REGIONAL CONFERENCES

Scheduled in key cargo crime 'hot spots, in EMEA throughout the year



SPEAKERS & PANELISTS

- Governments
- Manufacturers
- Law enforcement agencies
- Insurers
- Logistics service providers
- Technology & equipment suppliers



ONLINE Public and password protected information & intelligence



E-MAGAZINE

Every month, TAPA EMEA's Vigilant e-mag includes the latest crime data and incident news, case studies and regulatory updates



HOW CAN YOU HELP US?

- Become a member
- Share source/s of credible cargo crime incident intelligence



- Identify secure parking sites in EMEA
- Deploy our Security Standards

- Provide editorial reports for our magazine that assist our members' supply chain resilience



Contact us at info@tapaemea.org

**THANK YOU.
ANY QUESTIONS?**

**SETTING THE STANDARD
FOR SECURE SUPPLY CHAINS**

www.tapaemea.org